



# BakeTech Operator Control Station

*Accessible via the Internet*




All BakeTech hardware and software is completely tested in simulation mode before installation assuring a fast start-up. Each system component can be individually operated for diagnostic and service purposes.

- Touch screen color graphics
- Alarm diagnostics and alarm history
- Fully automatic mode plus manual service mode
- Product tracking follows pans thru proofer and oven
- Trending screens for temperature, humidity, amperage and more



BakeTech PLC Electric Control Panels



- Built to American Standards or CE Standards for Europe
- VFD Variable Speed Controls and Allen Bradley PLC
- Fully prewired, tested and software simulated